

Children's Specialized Hospital's Check-in From Home Program

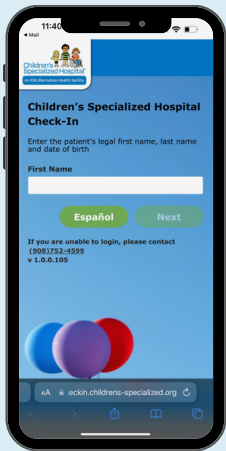


Did you know that you can quickly check-in for your child's outpatient appointment from home? Through our Check-in From Home Program, Children's Specialized Hospital offers patients/families a simple way to check-in and make payments from the comfort of your home. Check-in From Home is required one day prior for telehealth appointments.

How to Check-in From Home on your smartphone or tablet:

Sign In

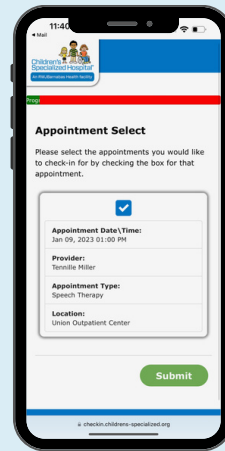
Enter child's first and last name, along with their date of birth.



1

Register

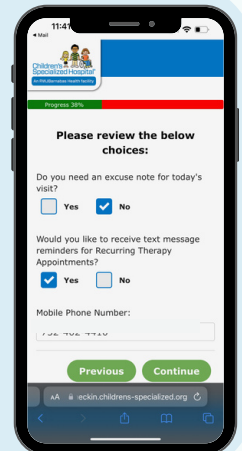
Select the appointment you would like to check in for.



2

Answer Prompts

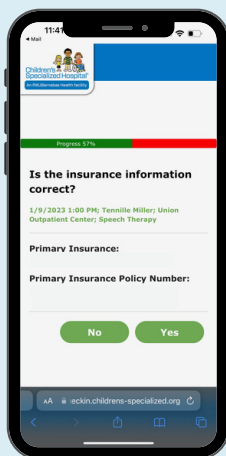
Answer the two following questions and enter your mobile phone number.



3

Insurance

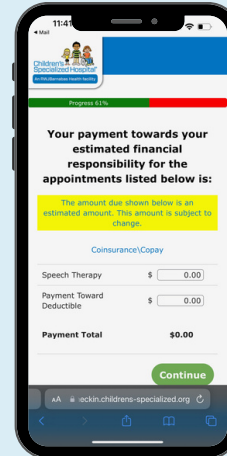
Confirm your insurance information is correct as you see on the screen.



4

Copayment

Review and pay your coinsurance/ copay.



5

Registration Complete

Upon arrival check in at the registration desk to be directed to the appointment.



6

Scan for
FAQs



Programa Registro desde el hogar de Children's Specialized Hospital



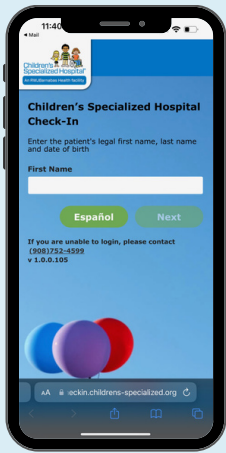
¿Sabía que puede registrarse rápidamente para la cita ambulatoria de su hijo desde su casa? A través de nuestro programa Registro desde casa, Children's Specialized Hospital ofrece a los pacientes/familias una forma sencilla de registrarse y realice pagos desde la comodidad de su hogar. Para las citas de telesalud se requiere realizar el registro desde su hogar un día antes.

Cómo Registro desde el hogar en su teléfono inteligente o tableta:

Inicie

Ingrese el nombre y apellido del niño, junto con su fecha de nacimiento.

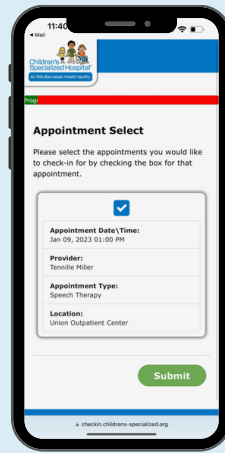
1



Registre

Seleccione la cita para la que desea registrarse.

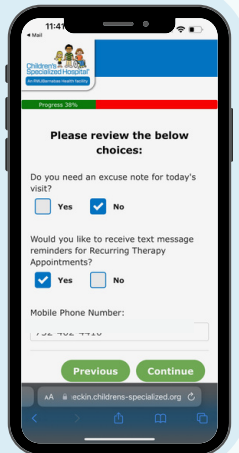
2



Responda las preguntas

Responda dos de las siguientes preguntas e ingrese su número de teléfono móvil.

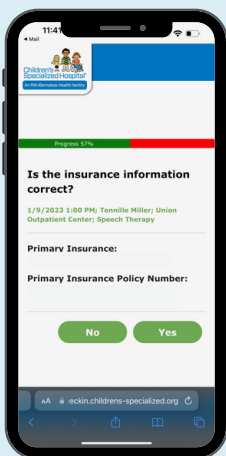
3



Seguro

Confirme que la información de su seguro que ve en pantalla es correcta.

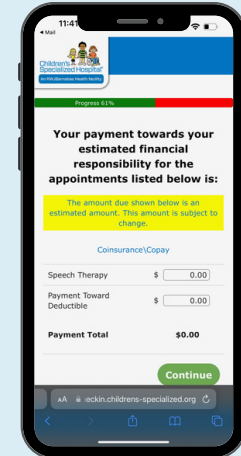
4



Copago

Revise y pague su coseguro/ copago.

5



Registro completo

A su llegada, regístrese en el mostrador de registro para que le dirijan a la cita.

6



Escanee para conocer las preguntas frecuentes

